

The Matrix

RULES: Practical Shooting Handbook, Latest Edition
Levy

COURSE DESIGNER: Mark

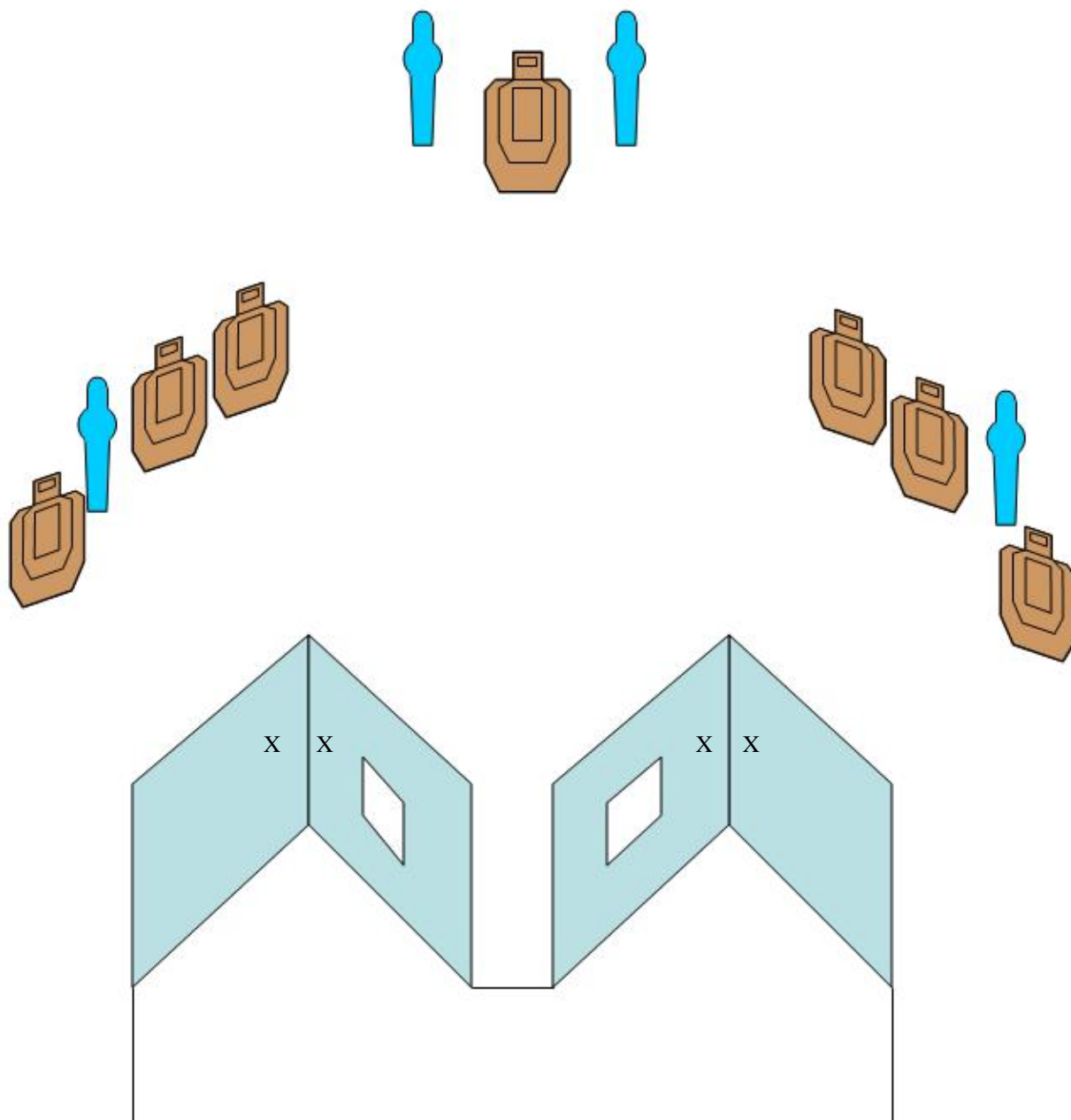
START POSITION: Gun loaded and holstered, facing downrange, hands on either set of x's

STAGE PROCEDURE

Upon start signal, engage the targets as they become visible, from within the shooting area

SCORING

SCORING: 18 shots, minimum
TARGETS: 7 paper, 4 poppers,
SCORED HITS: paper: best 2 per target, steel must fall
START-STOP:
PENALTIES:





CM 03-11

El Strong & Weak Pres

RULES: Practical Shooting Handbook, Latest Edition **COURSE DESIGNER:** Jim Paxon -- Modifications by US Design Team

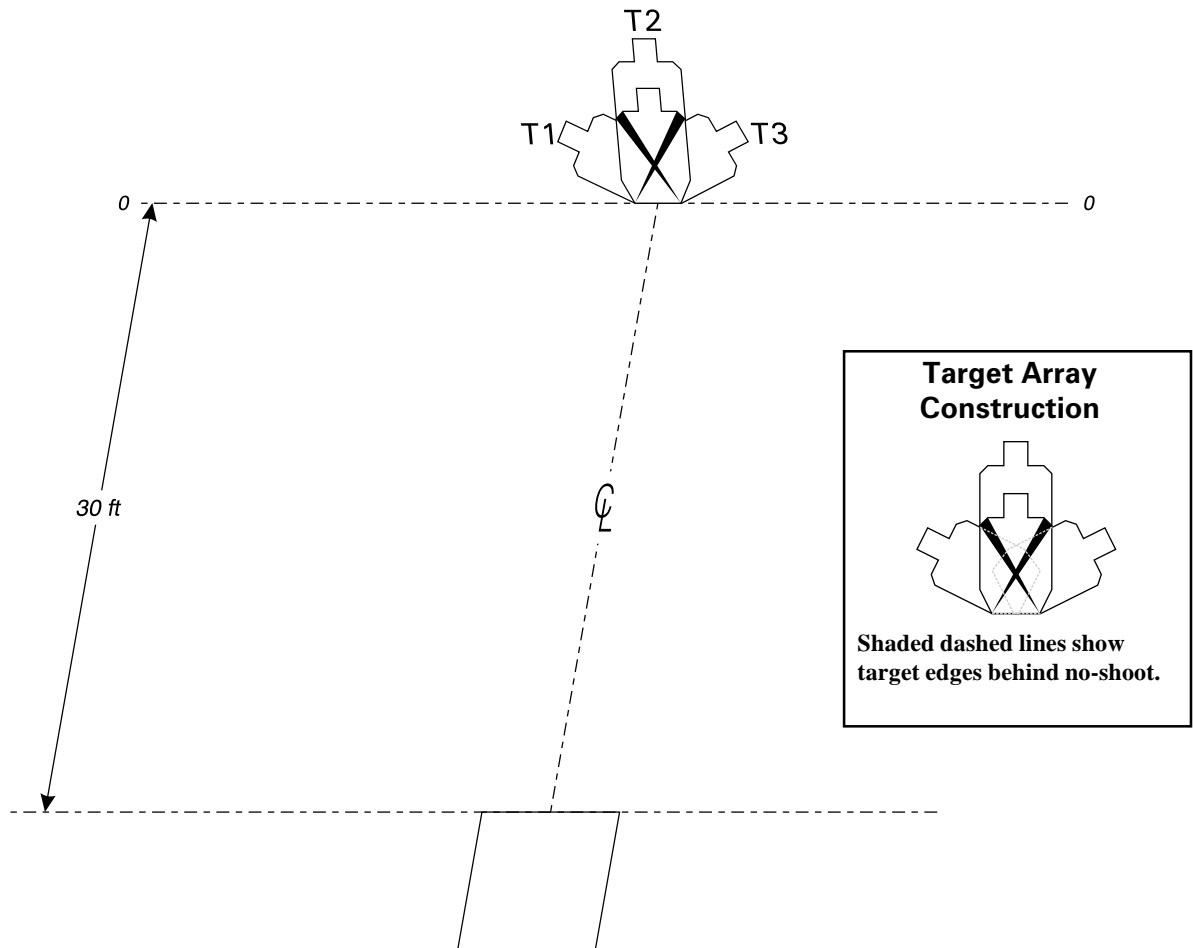
START POSITION: Standing in shooting box, facing uprange, toes of both feet against rear of shooting box, shoulders square with box, and hands on ears or hearing protection. Handgun is loaded and holstered as per ready condition in rule 8.1.1 and 8.1.2.

STAGE PROCEDURE

- String 1: Upon start signal, turn, then draw and engage T1-T3 with only two rounds each **FREESTYLE**, then perform a mandatory reload and re-engage T1-T3 with two rounds each **STRONG HAND ONLY**.
- String 2: Upon start signal, turn, then draw and engage T1-T3 with two rounds each, perform a mandatory reload and re-engage T1-T3 with two rounds each **WEAK HAND ONLY**.

SCORING

- SCORING:** Virginia Count, 24 rounds, 120 points
- TARGETS:** 3 IPSC
- SCORED HITS:** Best 8/paper
- START - STOP:** Audible - Last shot
- PENALTIES:** Per current edition USPSA Practical Shooting Handbook.



SETUP NOTES: Set T2 to 5 feet high at shoulders. Shooting box is 3 feet by 3 feet. Top of no-shoot touches bottom of A imprinted in center A zone.



The Music Man

RULES: Practical Shooting Handbook, Latest Edition

COURSE DESIGNER: Mark Levy


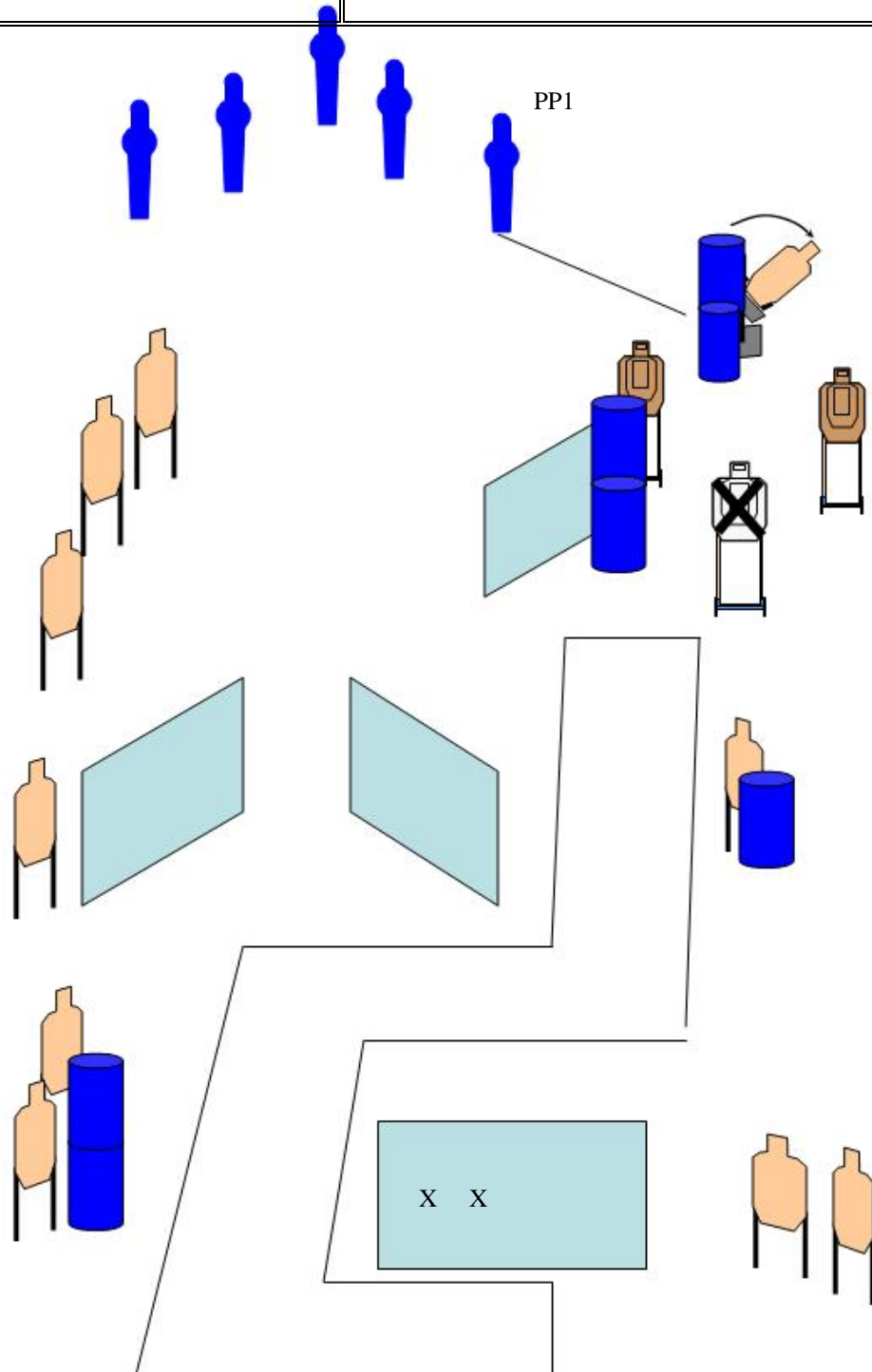
START POSITION: Gun loaded and holstered, facing downrange, hands on the of x's

STAGE PROCEDURE

Upon start signal, engage the targets as they become visible, from within the shooting area, PP1 activates swinger. Do not engage swinger until activated

SCORING

SCORING: 29 shots, minimum, 145 points
TARGETS: 12 paper, 5 poppers,
SCORED HITS: paper: best 2 per target, steel must fall
START-STOP:
PENALTIES:



The Shootist

RULES: Practical Shooting Handbook, Latest Edition
Levy

COURSE DESIGNER: Mark

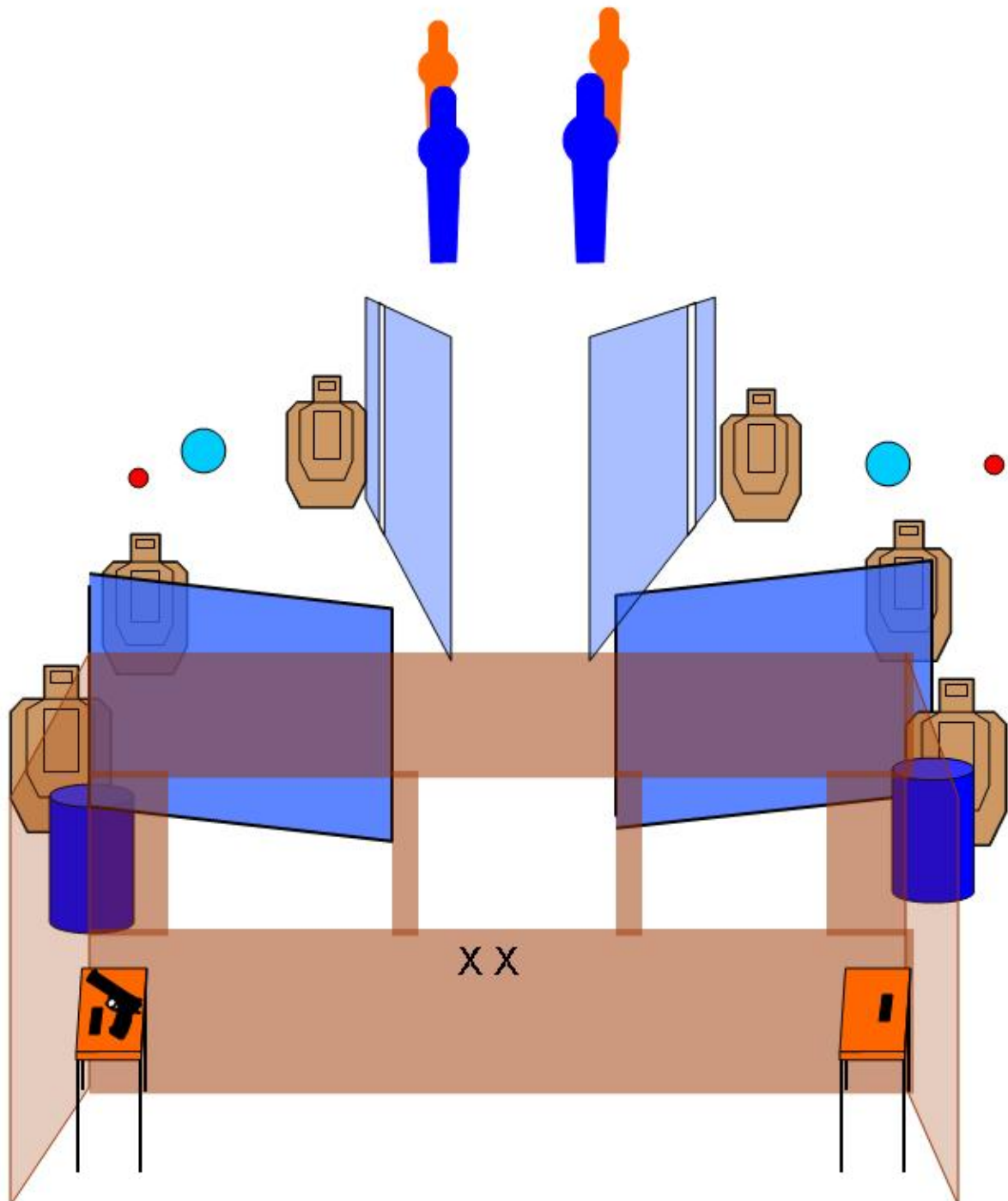
START POSITION: Gun loaded, placed on either table, facing downrange, hands on the x's on the middle window ledge.

STAGE PROCEDURE

Upon start signal, retrieve gun and engage the targets as they become visible, from within the cabin, through the three windows

SCORING

SCORING: 20 shots, minimum
TARGETS: 6 paper, 4 poppers, 2 plates, 2 mini plates
SCORED HITS: paper: best 2 per target, steel must fall
START-STOP:
PENALTIES:



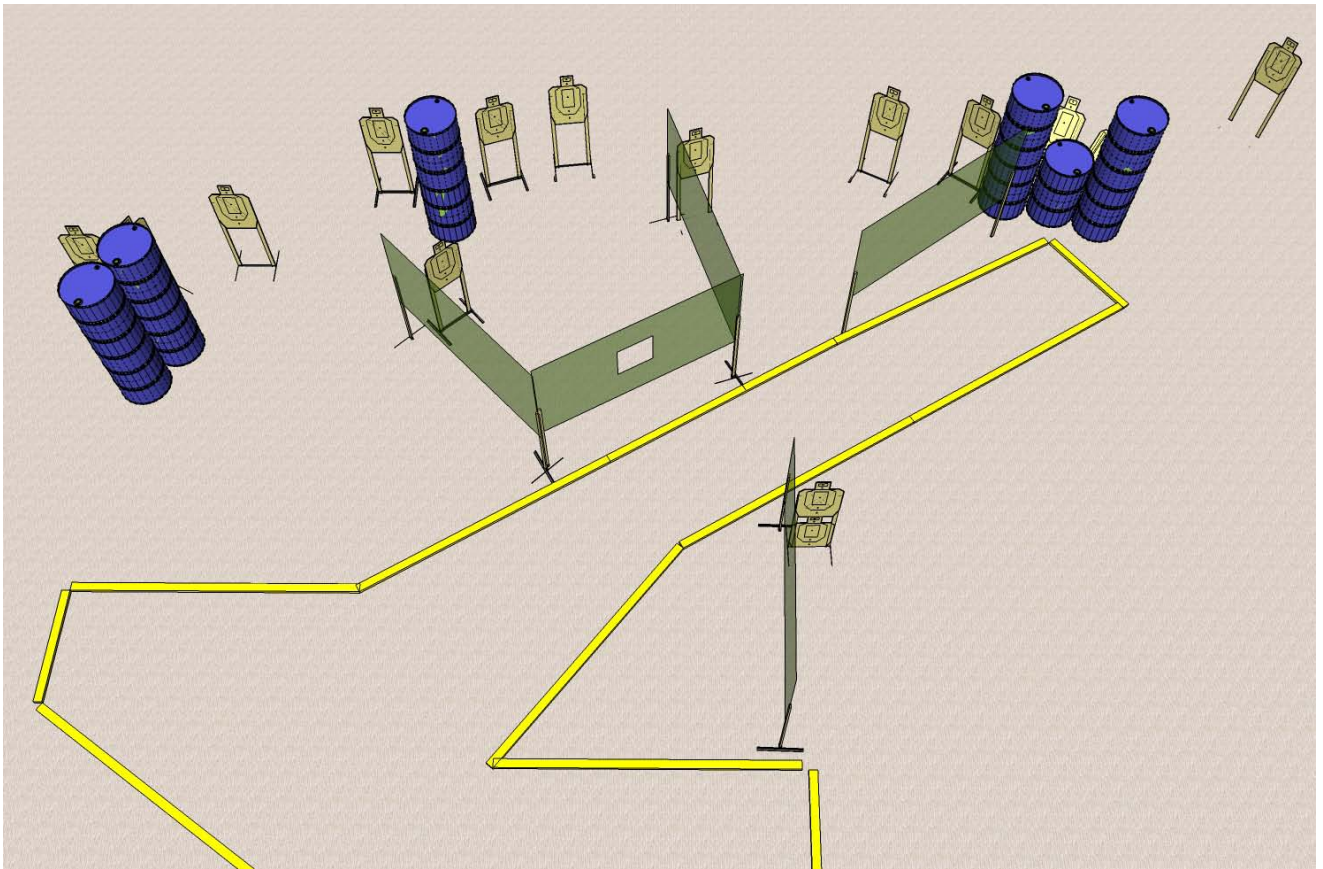


Title: Thunder Road

Rules: Practical shooting handbook, latest edition.

Course Designer MARK

Start Position: Standing outside of fault lines. Handgun is loaded and holstered per ready condition per rule 8.1.1 and 8.1.2.	
Stage procedure: Upon start signal, move into shooting area and engage targets as they become available from within the fault lines. Walls go from ground up to infinity. Barrels are considered hard cover.	Scoring: Comstock, 30 Rds., 150 Pts. Targets: 15 IPSC, 0 Steel Scored Hits: Best 2/ paper, Steel KD=1A. Start-Stop: Audible- Last shot Penalties: Per current edition USPSA Practical Shooting Handbook.



Notes: